



# Bufftech<sup>®</sup>

Molded and Extruded Fence Products

**CertainTeed**  
SAINT-GOBAIN

# The Bufftech® Advantage

*Two innovative product lines under one great brand*

Long-lasting beauty, superior performance and the best protection you can get – that’s the Bufftech Advantage. Bufftech fence comes in an array of sophisticated styles, complementary colors and authentic TrueTexture™ finishes along with premium features to ensure it will outlast and outperform the competition. Bufftech also features a superior warranty including ColorLast® fade protection.

## Molded Fence

Bufftech has reinvented fence manufacturing with its patented design of rotationally-molded fence, allowing realistic granite-stone and deep-grain wood textures molded from real wood and stone. Molded fence has very high impact-resistance and excellent sound absorption for quiet and secure outdoor living spaces and yards. These extremely durable privacy fences also offer fade-resistant colors and steel-reinforced sections.

## Extruded Fence

Bufftech extruded fence is the undisputed leader in style, color and texture. Our innovative textures are molded from real wood to deliver the most authentic look available today. Fade-resistant colors, high-quality accessories, durable hardware and steel reinforced rails ensure a long-lasting installation. Extruded fence also offers SureStart™ protection, an exclusive CertainTeed benefit covering warranted repair and replacement costs, including labor, for five years after installation.



Chesterfield CertaGrain Texture in Timber Blend

## Colors, Textures & Performance

Bufftech Molded Fence.....	4
Bufftech Extruded Fence.....	12

### Privacy (Molded)

Allegheny®.....	6
Sherwood.....	8
Gates.....	10
Accessories.....	11

### Privacy (Extruded)

Brookline CertaGrain® & Smooth.....	14
Galveston CertaGrain® & Smooth.....	16
Chesterfield CertaGrain®.....	18
Chesterfield CertaGrain® Decorative Accents & Styles.....	20
Chesterfield Smooth.....	22
Chesterfield Smooth Decorative Accents & Styles.....	24
New Lexington.....	26
New Lexington Decorative Accents & Styles.....	28

### Semi-Private

Breezewood.....	30
Imperial Select Cedar & Smooth.....	32
Columbia.....	34
Millbrook.....	35

### Contemporary

Baron Select Cedar & Smooth.....	36
Princeton.....	38
Countess.....	40
Victorian.....	41

### Classic

Manchester.....	42
-----------------	----

### Traditional

Danbury Select Cedar & Smooth.....	44
Rothbury.....	46
Cape Cod.....	47

### Post & Rail

4-Rail.....	48
3-Rail.....	50
2-Rail.....	51
Crossback.....	51

Extruded Gates.....	52
---------------------	----

Extruded Accessories.....	54
---------------------------	----

Happily Ever After.....	55
-------------------------	----

Invest in Quality for a Lifetime.....	56
---------------------------------------	----

Specifications.....	58
---------------------	----



## Bufftech® Molded Fence

*The Bufftech Advantage starts with details.*

### Patented Construction

Rotationally-molded allowing realistic granite-stone appearance and dramatic wood texture.

### Internal Reinforcement

with galvanized steel to withstand significant impact or wind load without compromising aesthetics.

### Sound Barrier

Blocks 98% of direct sound.

## Color & Texture

Bufftech fence products set the standard for the latest innovations in decorative privacy. From our proprietary manufacturing process to our vibrant colors, CertainTeed is the undisputed leader in color and texture. Our TrueTexture™ finish is molded from real wood and stone to deliver the most authentic look available today. Plus, Bufftech is virtually maintenance-free, and never needs staining or painting. For complete style and color specifications, see page 58.

### Allegheny®



### Sherwood



Colors throughout this brochure are simulated.

Consult product color samples before making final selection.

## Performance

Bufftech's molded fence is made with a proprietary blend of polyethylene plastic and is reinforced with galvanized steel. Our extremely durable fence creates solid privacy and security without compromising aesthetics.



With exclusive WindZone™ performance, Bufftech fence is engineered for use in high wind and hurricane conditions, as approved by Miami-Dade County NOA #20-0303.01\*. Recognized as the most stringent standards in the country, Miami-Dade test protocols include dynamic wind load testing up to 115 mph.



The Bufftech line meets requirements of the ASTM and includes styles that comply with local codes for swimming pool applications.

Check with your local building code official as local codes may vary.



Allegheny panels block 98% of direct sound, with an (STC) sound transmission class of 26, to create quiet spaces.

\*Miami-Dade County-approved NOA #20-0303.01, for exceptional performance in high wind conditions. To comply with WindZone Performance, additional items are needed for installation. Please reference our product catalog. Expires 4/4/2023.

## Peace of Mind

CertainTeed stands behind the Bufftech molded fence line with an exceptional lifetime limited warranty.



Bufftech Sherwood and Allegheny have CertainTeed's ColorLast® fade protection. UV inhibitors protect against

the sun's harsh rays to maintain vibrant colors. Our polymers have been tested to withstand extreme weather conditions with little or no fading.

Graffiti resistance makes removing graffiti easy by using a high-powered pressure washer.




CertainTeed is actively pursuing strategies to reduce our environmental impact, while increasing the sustainability of our operations and products.

CertainTeed conducted a Life Cycle Assessment (LCA) that was submitted to the National Institute of Standards and Technology (NIST) and was published in the building product LCA database, BEES (Building for Environmental and Economic Sustainability).



A company you can trust. For more than 100 years, homeowners and building professionals alike have

relied on CertainTeed as a trusted source of innovative, high-quality building products. Bufftech® continues this long-standing tradition with its superior fence line, proudly made in the U.S.A.



## Allegheny

Bufftech's patented design of rotationally-molded fence allows realistic stone appearance and superior performance. Allegheny has excellent impact-resistance and creates an excellent sound barrier.

**Panel Sizes:** 6' x 6', 4' x 8'

**Heights:** 4' & 6'

**Stackable:** 8' & 12'

Steel Reinforced Panels





Allegheny in Black Granite

4'x 8' and 6'x6' panels are stackable.

# Sherwood



Walnut Brown

Red Cedar

Gold Cedar

Nantucket Gray

Black Oak

## Sherwood

Bufftech's patented design of rotationally-molded fence allows realistic wood appearance and superior performance. Extremely durable, Sherwood provides excellent sound absorption for a quieter outdoor space.

**Panel Sizes:** 6' x 6', 4' x 8'

**Heights:** 4' & 6'

**Stackable:** 8'

Steel Reinforced Panels







Sherwood in Gold Cedar



4'x 8' panels are stackable.

# Gates



*Allegheny in Beige Granite*


1.5" x 1.5" galvanized internal steel frame

Bufftech offers Gates in 3', 4', 5' and 6' widths and may be double hung for 7', 8', 9', 10', 11' or 12' openings.

Gates include premium stainless steel hardware, self-closing hinges and pad lockable latch.



# Accessories



Allegheny in Beige Granite

## Caps



Single Cap



Double Cap



Double Cap 45°

## Skirts



Corner Post



Line Post



End/Gate Post



## Bufftech® Extruded Fence

*The Bufftech Advantage starts with details.*

**Precision Routing** assures a clean, realistic look without visible glue or screws.

**Heavyweight Pickets** provide impact resistance and reduces movement.

**Internal Reinforcement** limits sagging and maintains a strong and sturdy performance.

**Color and Texture** leader featuring three finishes and eleven colors.

## Color & Texture

CertainTeed sets the standard for the latest innovations in sophisticated styling. From our proprietary texturing process to our unique shades and stain blends, CertainTeed is the undisputed leader in color and texture. Our TrueTexture™ finish is molded from real wood to deliver the most authentic look available today. Benefit from the power to mix and match post and picket colors for a more unique look. Plus, Bufftech is virtually maintenance-free, and never needs staining or painting. For complete style and color specifications, see page 58.

### Smooth



### Select Cedar



### CertaGrain®



## Performance

Bufftech's premium features, including high-quality raw materials, reinforced rails, heavyweight pickets, routed rails and fence posts, and concealed fasteners, ensure it will outlast and outperform other vinyl fences.



With exclusive WindZone™ performance, Bufftech fence is engineered for use in high wind and hurricane conditions, as approved by Miami-Dade County NOA #20-0303.02\*. Recognized as the most stringent standards in the country, Miami-Dade test protocols include dynamic wind load testing up to 115 mph.



The Bufftech line also meets requirements of the ASTM and includes styles that comply with local codes for swimming pool applications. Check with your local building code official as local codes may vary.



Bufftech panels block 98% of direct sound, with an (STC) sound transmission class of 21, to create quiet spaces.

\*Miami-Dade County-approved NOA #20-0303.02, for exceptional performance in high wind conditions. To comply with WindZone Performance, additional items are needed for installation. Please reference our product catalog. Expires 3/13/2024.

## Peace of Mind

CertainTeed stands behind the Bufftech line with an exceptional lifetime limited transferable warranty. SureStart™ protection, an exclusive CertainTeed benefit, covers warranted repair and replacement costs—including labor, for five years after installation.



CertainTeed also guarantees the performance of Bufftech's darker colors and stain blends with our proprietary ColorLast® fade protection, a state-of-the-art acrylic formulation that provides superior protection from the harsh rays of the sun.




CertainTeed is actively pursuing strategies to reduce our environmental impact, while increasing the sustainability of our operations and products. CertainTeed conducted a Life Cycle Assessment (LCA) that was submitted to the National Institute of Standards and Technology (NIST) and was published in the building product LCA database, BEES (Building for Environmental and Economic Sustainability).



A company you can trust. For more than 100 years, homeowners and building professionals alike have relied on CertainTeed as a trusted source of innovative, high-quality building products. Bufftech® continues this long-standing tradition with its superior fence line, proudly made in the U.S.A.

# Brookline



Brookline CertaGrain Texture in Arctic Blend



## Brookline CertaGrain® Texture

Bufftech's woodgrain texture offers the authentic visual of wood in an easy-to-maintain vinyl design. Both top and bottom rails feature steel reinforcement for added strength and durability.



**Heights:** 4', 5' & 6'

**Picket Style:** 7/8" x 7" Tongue & Groove

**Post Centers:** 6'

Steel Reinforced Top & Bottom Rail

**Cap Styles** (shown in Sierra Blend)



Textured  
Flat Top External

Textured  
New England



Brookline Smooth Finish in White

White

Almond

Natural  
Clay

## Brookline Smooth

Brookline's modern style combines the luxury of complete privacy with durability and low-maintenance. Top rails in ColorLast® colors feature steel reinforcement for added support.




**Heights:** 4', 5' & 6'

**Picket Style:** 7/8" x 7" Tongue & Groove

**Post Centers:** 6'

Steel Reinforced Bottom Rail

**Cap Styles** (shown in White)



Gothic

Flat External

New England

Ball

Ball Cap not available in Natural Clay

# Galveston



Improved midrail design  
for easier installation.

Note: new design available in  
Texture and Smooth.

Galveston CertaGrain Texture in Sierra Blend



## Galveston CertaGrain® Texture

Available in 7' and 8' heights, Galveston — our tallest privacy fence offers the ultimate in complete privacy and is suitable for commercial applications.



Note: posts require reinforcement

**Heights:** 7' & 8'

**Picket Style:** 7/8" x 7" Tongue & Groove  
Steel Reinforced Top, Mid & Bottom Rail

**Cap Styles** (shown in Sierra Blend)



Textured Flat Top External      Textured New England





Distinctive Deco Rail  
Design available with  
smooth fence styles.

Galveston Smooth Finish in Almond

White

Almond



White

Almond

## Galveston Smooth Finish

**Heights:** 7' & 8'

**Picket Style:** 7/8" x 7" Tongue & Groove  
Steel Reinforced Top, Mid & Bottom Rail

**Cap Styles** (shown in White)



Gothic



Flat External



New England



Ball



## Galveston Smooth Finish with Lattice and Victorian (not shown)

**Heights:** 6' 8" plus 1' 4" Accent

**Picket Style:** 7/8" x 7" Tongue & Groove  
Steel Reinforced Top, Mid & Bottom Rail

Note: posts require reinforcement

# Chesterfield CertaGrain® Texture



## Chesterfield CertaGrain® Texture

Bufftech's authentic woodgrain texture and "multi-chromatic" color blends recreate the natural beauty of stained wood in an easy-to-maintain vinyl design. Top rails in ColorLast® colors feature reinforcement for added strength and durability.

**Heights:** 4', 5' & 6'  
**Picket Style:** 7/8" x 7" Tongue & Groove  
Steel Reinforced Bottom Rail


**Cap Styles** (shown in Sierra Blend)




Textured Flat Top External      Textured New England



STC 21



Chesterfield CertaGrain Texture in Arbor Blend



**Freedom to mix and match  
post and picket colors.**

Chesterfield CertaGrain Texture in contrasting colors: Brazilian Blend posts and rails with Frontier Blend pickets.

# Chesterfield CertaGrain® Texture Decorative Accents and Styles

Customers look to CertainTeed for the latest innovations in style and performance. We're bringing you privacy in a different view with Chesterfield's expanded selection of CertaGrain® Texture Decorative Accents and Styles.

Add a unique, decorative style in one of four rich blend colors with Chesterfield Concave and Convex to make your fence stand out among the rest.



Chesterfield CertaGrain Texture with Convex in Weathered Blend

with Convex



Heights: 6' & 6'-1/2'

Picket Style: 7/8" x 7" Tongue & Groove  
Steel Reinforced Bottom Rail



Chesterfield CertaGrain Texture with Concave in Brazilian Blend

with Concave



Heights: 6'

Picket Style: 7/8" x 7" Tongue & Groove  
Steel Reinforced Bottom Rail



Transition from low to high fence sections. These specially designed fence sections provide an appealing way to unify your fence installation.



### with S Curve STC 21

**Heights:** Transitions from 6' to 4'  
**Picket Style:** 7/8" x 7" Tongue & Groove Steel Reinforced Bottom Rail



### with Swoop STC 21

**Heights:** Transitions from 6' to 4'  
**Picket Style:** 7/8" x 7" Tongue & Groove Steel Reinforced Bottom Rail



For homeowners who like their privacy with a touch of style, the Chesterfield with Victorian Accent or with Spindle Accent offers two great choices.



### with Victorian Accent STC 21

**Heights:** 4' 10" plus 1' 2" Accent  
**Picket Style:** 7/8" x 7" Tongue & Groove Steel Reinforced Bottom Rail



### with Spindle Accent\* STC 21

**Heights:** 4' 10" plus 1' 2" Accent  
**Picket Style:** 7/8" x 7" Tongue & Groove Steel Reinforced Bottom Rail

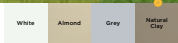


\*Spindle Accent available in Black only

# Chesterfield Smooth Finish



Chesterfield Smooth Finish in Almond and Natural Clay



## Chesterfield Smooth Finish

Top rails in ColorLast® colors feature reinforcement for added strength and durability.

**Heights:** 4', 5' & 6'

**Picket Style:** 7/8" x 7" Tongue & Groove  
Steel Reinforced Bottom Rail  
(4' not available in Natural Clay)  
(Grey only available for 6' height)





Distinctive  
Deco Rail  
Design

**Cap Styles** (shown in White)



Gothic

Flat Internal

Flat External

New England

Ball

Gothic Cap not available in Grey  
 Ball Cap not available in Natural Clay and Grey  
 Flat Internal Cap 4' height only

## Chesterfield Smooth Finish Decorative Accents and Styles

Customers look to CertainTeed for the latest innovations in style and performance. We're bringing you privacy in a different view with Chesterfield's expanded selection of Smooth Finish Decorative Accents and Styles.

**Add a unique, decorative style with Chesterfield Swoop and S Curve to make your fence stand out among the rest.**



### with Swoop STC 21

Ideal for transitioning from low to high fence.

**Heights:** Transitions from 6' to 4'

**Picket Style:** 7/8" x 7" Tongue & Groove  
Steel Reinforced Bottom Rail

White

Almond



### with S Curve STC 21

Ideal for transitioning from low to high fence.

**Heights:** Transitions from 6' to 4'

**Picket Style:** 7/8" x 7" Tongue & Groove  
Steel Reinforced Bottom Rail

White

Almond



For homeowners who like their privacy with a touch of style, Chesterfield Smooth offers four great choices.



\* Freedom to mix and match post and picket colors.

### with Lattice Accent\*



**Heights:** 4' 8" plus 1' 4" Accent & 3' 8" plus 1' 4" Accent

**Picket Style:** 7/8" x 7"

Tongue & Groove

Steel Reinforced Bottom Rail

White

Almond



### with Victorian Accent



**Heights:** 4' 8" plus 1' 4" Accent

**Picket Style:** 7/8" x 7" Tongue & Groove and 7/8" x 1-1/2"

Steel Reinforced Bottom Rail

White

Almond



### with Huntington Accent



**Heights:** 4' 8" plus 1' 4" Accent

**Picket Style:** 7/8" x 7" Tongue & Groove and 1-1/2" Square

Steel Reinforced Bottom Rail

White

Almond



### with Westminster Accent



**Heights:** 4' 8" plus 1' 4" Accent

**Picket Style:** 7/8" x 7" Tongue

Steel Reinforced Bottom Rail

White

# New Lexington



White


Almond

## New Lexington

New Lexington offers dependable performance at an economical price with features you'd expect to find on higher-end fence products. New Lexington includes Bufftech's signature "V" groove picket and Classic Curve deco rail design.

**Heights:** 4', 5' & 6'

**Picket Style:** 5/8" x 11-3/8" Tongue & Groove  
Steel Reinforced Bottom Rail



New Lexington in White



Distinctive  
Deco Rail  
Design

**Cap Styles** (shown in White)



Gothic

Flat Internal

Flat External

New England

Ball

## New Lexington Decorative Accents and Styles

Customers look to CertainTeed for the latest innovations in style and performance. We're bringing you privacy in a different view with New Lexington's expanded selection of Smooth Finish Decorative Accents and Styles.

**Add a unique, decorative style with New Lexington Swoop and S Curve to make your fence stand out among the rest.**



### with Swoop

Ideal for transitioning from low to high fence.

**Heights:** Transitions from 6' to 4'

**Picket Style:** 5/8" x 11-3/8" Tongue & Groove  
Steel Reinforced Bottom Rail

White

Almond



### with S Curve

Ideal for transitioning from low to high fence.

**Heights:** Transitions from 6' to 4'

**Picket Style:** 5/8" x 11-3/8" Tongue & Groove  
Steel Reinforced Bottom Rail

White

Almond

For homeowners who like their privacy with a touch of style, New Lexington with Lattice and Victorian Accent offers two great choices.



### with Lattice Accent

**Heights:** 4' 11" plus 1' 1" Accent

**Picket Style:** 5/8" x 11-3/8" Tongue & Groove  
Steel Reinforced Bottom Rail

White

Almond



### with Victorian Accent

**Heights:** 4' 11" plus 1' 1" Accent

**Picket Style:** 5/8" x 11-3/8" Tongue & Groove  
Steel Reinforced Bottom Rail

White

Almond

# Breezewood



Breezewood Select Cedar Texture in Arctic Blend




## Breezewood Select Cedar Texture

Thru-picket "good neighbor", modern design is equally attractive on both sides. Top rails in ColorLast® colors feature reinforcement for added strength and durability.

**Heights:** 4', 5' & 6'  
**Picket Style:** 7/8" x 3"  
**Picket Spacing:** 21/32"  
Steel Reinforced Bottom Rail





**Cap Styles** (shown in Sierra Blend)



Textured Flat Top External      Textured New England

# Imperial



Imperial Select Cedar Texture in Timber Blend



## Imperial Select Cedar Texture



**Heights:** 4', 5' & 6' (5' & 6' include midrail)

**Picket Style:** 7/8" x 3"

**Picket Spacing:** 7/16"

Steel Reinforced Bottom Rail

**Cap Styles** (shown in Sierra Blend)



Textured  
New England


Textured  
Flat Top External

Textured  
New England      Textured  
Flat Top External





Imperial Smooth Finish in Almond



## Imperial Smooth Finish




**Heights:** 4', 5' & 6' (5' & 6' include midrail)

**Picket Style:** 7/8" x 3"

**Picket Spacing:** 7/16"

Steel Reinforced Bottom Rail

**Cap Styles** (shown in White)



Gothic

Flat Internal

Flat External

New England

Ball

Gothic Cap not available in Natural Clay for 4' heights

Ball Cap not available in Natural Clay

Flat Internal Cap not available for 6' height

# Columbia



Columbia in White

White

## Columbia



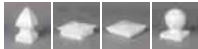
**Heights:** 6'

**Picket Style:** 7/8" x 6" Ribbed

**Picket Spacing:** 4-9/16"

Columbia uses Millbrook style gate  
Aluminum Reinforced Bottom Rail

### Cap Styles



Gothic

Flat External

New England

Ball

# Millbrook

EXTRUDED SEMI-PRIVATE FENCE



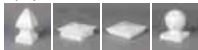
Millbrook In White

White

## Millbrook

**Heights:** 5' & 6'  
**Picket Style:** 7/8" x 6" Ribbed  
**Picket Spacing:** 13/16"  
Steel Reinforced Bottom Rail

### Cap Styles



Gothic

Flat External

New England

Ball

# Baron



Baron Select Cedar Texture with Midrail in Weathered Blend



## Baron Select Cedar Texture

Thru-picket "good neighbor" design is equally attractive on both sides. Top rails in ColorLast® colors feature reinforcement for added strength and durability.



**Heights:** 4', 5' & 6' (5' & 6' include midrail)

**Picket Style:** 7/8" x 3"

**Picket Spacing:** 2-15/16"

Steel Reinforced Bottom Rail

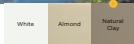
**Cap Styles** (shown in Sierra Blend)



Textured New England      Textured Flat Top External



Baron Smooth Finish, in White



## Baron Smooth Finish




**Heights:** 4', 5' & 6' (5' & 6' include midrail)

**Picket Style:** 7/8" x 3"

**Picket Spacing:** 2-15/16"

Steel Reinforced Bottom Rail

**Cap Styles** (shown in White)



Gothic Cap not available in Natural Clay for 4' height  
Ball Cap not available in Natural Clay

# Princeton



Princeton in White

White

Almond

## Princeton

**Heights:** 4', 5' & 6' (5' & 6' include midrail)

**Picket Style:** 7/8" x 1-1/2"

**Picket Spacing:** 1-3/4"

Steel Reinforced Bottom Rail






Princeton with Midrail in White

White

Almond

## Princeton with Midrail

### Cap Styles (shown in White)



Gothic

Flat Internal

Flat External

New England

Ball

Flat Internal Cap not available for 6' height

# Countess



Countess in White



Countess with Midrail in White

## Countess




**Heights:** 4', 5' & 6' (5' & 6' include midrail)

**Picket Style:** 7/8" x 1-1/2", 7/8" x 3"

**Picket Spacing:** 2-5/16"

Steel Reinforced Bottom Rail

**Cap Styles** (shown in White)



Gothic

Flat Internal

Flat External

New England

Ball

Flat Internal Cap not available for 6' height



# Victorian



Victorian in White

White

Almond



Victorian with Midrail in Almond

## Victorian

**Heights:** 4', 5' & 6' (5' & 6' include midrail)

**Picket Style:** 7/8" x 1-1/2"

**Picket Spacing:** 3-5/8"

Steel Reinforced Bottom Rail

**Cap Styles** (shown in White)



Gothic

Flat Internal

Flat External

New England

Ball

Flat Internal Cap not available for 6' height

# Manchester



Manchester in White

White

Almond

## Manchester

Thru-picket "good neighbor" design is equally attractive on both sides. Thru-picket styles are 8' wide.

**Heights:** 3' & 4'

**Picket Style:** 1-1/2" Square

**Picket Spacing:** 1-9/16"

Steel Reinforced Bottom Rail




Manchester in White

White

Almond

## Manchester Concave

Cap Styles (shown in White)



Gothic

Flat Internal

Flat External

New England

Ball

# Danbury



Danbury Select Cedar Texture in Sierra Blend



## Danbury Select Cedar Texture Straight/Concave

Thru-picket "good neighbor" design is equally attractive on both sides. Thru-picket styles are 8' wide.

**Heights:** 4'  
**Picket Style:** 3" Pointed Picket  
**Picket Spacing:** 2-15/16"  
Steel Reinforced Bottom Rail

**Cap Styles** (shown in Sierra Blend)




Textured Flat  
Top External

Textured  
New England



Danbury Smooth Finish Straight in White



## Danbury Smooth Finish Straight/Concave


Thru-picket "good neighbor" design



Danbury Concave in White

**Heights:** 4'  
**Picket Style:** 3" Pointed Picket  
**Picket Spacing:** 2-15/16"  
 Steel Reinforced Bottom Rail

**Cap Styles** (shown in White)



Gothic Cap not available in Natural Clay for 4' height  
 Ball Cap not available in Natural Clay for 4' height

# Rothbury



Rothbury Concave in White

White

Almond



Rothbury Straight in White

## Rothbury Straight/Concave

Thru-picket "good neighbor" design

**Heights:** 4'

**Picket Style:** 3" Dog Ear Picket

**Picket Spacing:** 2-15/16"

Steel Reinforced Bottom Rail

## Cap Styles (shown in White)



Gothic



Flat Internal



Flat External



New England



Ball

# Cape Cod



Cape Cod Concave

White



Cape Cod Straight

## Cape Cod Straight/Concave

**Heights:** 3' & 4'

**Picket Style:** 3" Pointed Picket

**Picket Spacing:** 2-7/16"

## Cap Styles



Gothic



Flat Internal



Flat External



New England

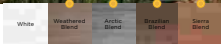


Ball

# Post & Rail



4-Rail CertaGrain Texture in Sierra Blend



## 4-Rail CertaGrain Texture

Bufftech's post & rail fence provides a safe, reliable enclosure for horses and other livestock. Available with CertaGrain Texture, our post & rail fence offers the authentic look of painted wood fence with the durability, low maintenance and proven performance of Bufftech's premium vinyl design.

**Rail Size (White):** 1-1/2" x 5-1/2" Ribbed  
**Rail Size (Blend Colors\*):** 2" x 6" Ribbed  
Ribbed Reinforced Rails





Safe for horses


**Cap Styles Textured** (shown in Sierra Blend)



Textured Flat Top External

Textured New England

**Cap Styles Smooth** (shown in White)



Gothic

Flat Internal

Flat External

New England

Ball



### 4-Rail Smooth Finish

**Rail Size:** 1-1/2" x 5-1/2" Ribbed,  
2" x 6" Ribbed  
Ribbed Reinforced Rails

White

Almond



3-Rail CertaGrain Texture in Brazilian Blend

### 3-Rail CertaGrain Texture

**Rail Size (White):**

1-1/2" x 5-1/2" Ribbed

**Rail Size (Blend Colors\*):**

2" x 6" Ribbed

Ribbed Reinforced Rails

White

Washed  
Blend

Arctic  
Blend

Brazilian  
Blend

Serra  
Blend



### 3-Rail Smooth Finish

**Rail Size:**

1-1/2" x 5-1/2" Ribbed,  
2" x 6" Ribbed

Ribbed Reinforced Rails

White

Almond



2-Rail CertaGrain Texture in Arctic Blend

## 2-Rail<sup>†</sup> CertaGrain<sup>®</sup> Texture

**Rail Size (White):**

1-1/2" x 5-1/2" Ribbed

**Rail Size (Blend Colors\*):**

2" x 6" Ribbed

Ribbed Reinforced Rails



## 2-Rail<sup>†</sup> Smooth Finish

**Rail Size:**

1-1/2" x 5-1/2" Ribbed

Ribbed Reinforced Rails



## Crossback<sup>†</sup>

**Rail Size:** 1-1/2" x 5-1/2" Ribbed

Ribbed Reinforced Rails



<sup>†</sup>CertaGrain Post & Rail fence in Blend colors are installed on 6" post centers. Consult our product installation instructions at [certainteed.com](http://certainteed.com) for full details.  
<sup>†</sup>2-Rail & Crossback decorative only.

# Extruded Gates



Breezewood Select Cedar Texture in Brazilian Blend

Chesterfield CertaGrain Texture in Arctic Blend

Chesterfield Smooth Finish Concave Gate with Victorian Accent in White

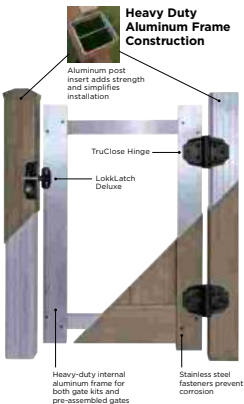
Chesterfield CertaGrain Texture Concave Gate with Victorian Accent in Sierra Blend

Chesterfield CertaGrain Texture Convex Gate with Victorian Accent in Weathered Blend

Chesterfield Smooth Finish Convex Gate with Victorian Accent in White



Bufftech offers a wide selection of residential gates designed to match all of our fence styles, in a choice of heights and widths. Beautiful and durable, Bufftech gates deliver easy installation and great performance. Choose from unassembled gate kits or pre-assembled gates that ship ready to install.



	Pre-Assembled Gate Widths	Unassembled Gate Kit Max Width	Extension Kit Required**
<b>Brookline</b>	50'-1/2"	70'	Yes
<b>Galveston</b>	50'-1/2"	50'-1/2"	No
<b>Chesterfield<sup>†</sup></b>	36'-1/2" 50'-1/2" 64'-3/4"	70'	Yes
<b>Chesterfield Concave Accent</b>	50'-1/2"	na	na
<b>Chesterfield Convex Accent</b>	50'-1/2"	na	na
<b>New Lexington</b>	42'-1/2" 50'-1/2" 65'-1/4"	72'	Yes
<b>Breezewood</b>	50'	60'	Yes
<b>Imperial</b>	50'	72'	Yes
<b>Millbrook / Columbia</b>	50'	60'	Yes
<b>Baron</b>	50'	72'	Yes
<b>Princeton</b>	50'	72'	Yes
<b>Countess</b>	50'	72'	Yes
<b>Victorian</b>	50'	72'	Yes
<b>Manchester</b>	50'	50'	No
<b>Manchester Concave</b>	na	50'	No
<b>Danbury</b>	50'	50'	No
<b>Cape Cod</b>	50'	60'	Yes
<b>Rothbury</b>	50'	50'	No
<b>2-Rail*</b>	na	72'	na
<b>3-Rail*</b>	na	90'	na
<b>4-Rail*</b>	na	90'	na
<b>Crossback*</b>	na	90'	na

\* Not all widths available in all heights/styles

\*\* All Gates are rackable, except Post & Rail (2-Rail, 3-Rail and 4-Rail smooth finish), and Crossback styles.

\*\* For unassembled gate kits over 50' wide to achieve maximum width

### Stainless Steel Gate Hardware

Give your gate the old-world look of wrought iron with our rugged, rust-free stainless steel gate hardware. The hardware includes hinge, strike and latch and is available in Black Pebble.



Strike and Latch

Hinge

### High Performance Nylon Gate Hardware Kits

Versatile and virtually maintenance free, our premium nylon gate hardware offers key lockable latches, self-closing hinges and contoured gate handles. Available in Black.

LokkLatch<sup>®</sup> Key-Lockable Gate Latch, GateHandle<sup>™</sup>, MagnaLatch<sup>®</sup> Magnetic Safety Gate Latch, LokkLatch<sup>®</sup> Magnetic<sup>™</sup> and TruClose<sup>®</sup> Self-Closing Gate Hinges are registered trademarks of D&D Technologies.



LokkLatch<sup>®</sup> Magnetic

LokkLatch<sup>®</sup> with External Access Kit

LokkLatch<sup>®</sup> Deluxe

MagnaLatch<sup>®</sup> Magnetic Safety Gate Latch

GateHandle<sup>™</sup>

TruClose<sup>®</sup> Adjustable, Self-Closing Gate Hinges

# Accessories



## PVC Post Caps

Bufftech's standard PVC post caps come in a variety of styles.

### Smooth Caps



Ball

Gothic

Flat External

New England

Flat Internal

### Textured Caps



Textured  
New England

Textured Flat  
Top External

## Solar Post Caps & Lighting

Eco-friendly LED lights provide the ultimate in solar-powered accent lighting. Batteries included.



White\*

Black\*

\*Fits both 4" x 4" and 6" x 6" post caps.  
Adapter included.



Post & Rail, 2-Rail with CertaGrain Texture in Sierra Blend



Danbury Smooth Finish Concave in White



Chesterfield CertaGrain Texture in Weathered Blend with S Curve



Galveston Smooth Finish in Almond



Breezewood Select Cedar Texture in Arctic Blend



Sherwood in Nantucket Gray

# Happily ever after.

When you choose CertainTeed fence products for your home, you open a wide world of color and style options to express your personal design preferences. Add that to the industry-leading quality and low-maintenance performance of Bufftech and you rest assured knowing that your family will enjoy the beautiful sanctuary you have created for years to come.

# Invest in quality for a lifetime.

Not all fence is the same. Bufftech® continues this long-standing tradition with its superior fence line, proudly made in the U.S.A. A building industry leader for over 100 years, CertainTeed stands behind the Bufftech line with the exceptional SureStart™ protection† for performance, including labor; lifetime limited warranty; and ColorLast® fade protection for colors and stain blends.



Made in U.S.A.



SureStart Protection



ColorLast® Fade Protection

†Bufftech extruded only.

Not all fence product warranties are the same. For example, many fence manufacturers offer a limited lifetime warranty but do not cover labor costs to remove and replace a defective fence. By selecting Bufftech® fence, you will gain peace of mind knowing that **you and your home are protected for a lifetime.**

	<b>CERTAINTEED BUFFTECH FENCE®</b>	Fence Competitor	Wood Fence Competitor
Length Warranty	<b>LIFETIME</b>	Lifetime	12 years
Color Fade Warranty	<b>YES</b>	None	None
Transferable Warranty	<b>YES**</b>	No	No
Labor Warranty	<b>YES**</b>	No	No

†Refer to the Bufftech Lifetime Limited Warranty to review the terms of coverage.

\*\*Bufftech extruded only.



Butttech fence is actually **less expensive** than wood fence. It's a great choice for many homeowners because it's a low-maintenance, long-lasting fence that looks like stone. It's also a great choice for homeowners who want a fence that is **many** years old.

**Butttech** fence is a great choice for homeowners who want a fence that is **low-maintenance** and **long-lasting**. It's a great choice for homeowners who want a fence that is **many** years old.

# Specifications & Color Availability

	Reno Type	Height	Racking	Post Size	Section Width	Picket Size	Picket Spacing	Code	Metal Rail/Panel Reinforcement
Privacy	<b>Allegheny*</b>	Milled	4, 6	Heavy Reinforced	5' x 5'	72", 96"	N/A	N/A	Top, Bottom
	<b>Sherwood</b>	Milled	4, 6	Heavy Reinforced	5' x 5'	72", 96"	N/A	N/A	Top, Bottom
	<b>Brookline Smooth</b>	Extruded	4, 5, 6	Heavy Reinforced	5' x 5'	72"	1/8" x 7" Tongue & Groove	N/A	Bottom**
	<b>Brookline CertaGrain*</b>	Extruded	4, 5, 6	Heavy Reinforced	5' x 5'	72"	1/8" x 7" Tongue & Groove	N/A	Bottom**
	<b>Galveston Smooth</b>	Extruded	7, 8	9"	5' x 5'	96"	1/8" x 7" Tongue & Groove	N/A	Top, Middle, Bottom
	<b>Galveston CertaGrain*</b>	Extruded	7, 8	9"	5' x 5'	96"	1/8" x 7" Tongue & Groove	N/A	Top, Middle, Bottom
	<b>Chesterfield Smooth</b>	Extruded	4, 5, 6	10"	5' x 5'	96"	1/8" x 7" Tongue & Groove	N/A	Bottom**
	<b>Chesterfield CertaGrain*</b>	Extruded	4, 5, 6	10"	5' x 5'	96"	1/8" x 7" Tongue & Groove	N/A	Bottom**
	<b>New Lexington</b>	Extruded	4, 5, 6	7"	5' x 5'	96"	5/8" x 10-1/8" Tongue & Groove	N/A	Bottom
Semi-Private	<b>Breezewood Select Cedar</b>	Extruded	4, 5, 6	Heavy Reinforced	5' x 5'	96"	1/8" x 3"	2-1/2"	Bottom**
	<b>Imperial Smooth</b>	Extruded	4, 5, 6	10", 9"	4" x 4", 5" x 5"	96"	1/8" x 3"	1/8"	Bottom**
	<b>Imperial Select Cedar</b>	Extruded	4, 5, 6	10", 9"	5" x 5", 5" x 5"	96"	1/8" x 3"	1/8"	Bottom**
	<b>Columbia</b>	Extruded	6"	9"	5' x 5'	96"	1/8" x 5" Ribbed	4-6/16"	Bottom (Aluminum)
	<b>Millbrook</b>	Extruded	5, 6	9"	5' x 5'	96"	1/8" x 5" Ribbed	13/16"	Bottom
Contemporary	<b>Baron Smooth</b>	Extruded	4, 5, 6	10", 9"	4" x 4", 5" x 5"	96"	1/8" x 3"	2-1/8/16"	Bottom**
	<b>Baron Select Cedar</b>	Extruded	4, 5, 6	10", 9"	5" x 5", 5" x 5"	96"	1/8" x 3"	2-1/8/16"	Bottom**
	<b>Princeton</b>	Extruded	4, 5, 6	10", 9"	5" x 5", 5" x 5"	96"	1/8" x 1-1/2"	1-3/4"	Bottom
	<b>Countess</b>	Extruded	4, 5, 6	10", 9"	5" x 5", 5" x 5"	96"	1/8" x 1-1/2", 1/8" x 3"	2-5/16"	Bottom
	<b>Victorian</b>	Extruded	4, 5, 6	10", 9"	5" x 5", 5" x 5"	96"	1/8" x 1-1/2"	1-5/8"	Bottom
Classic	<b>Manchester</b>	Extruded	3, 4	9"	5' x 5'	96"	1-1/2" x 1-1/2"	1-4/16"	Bottom
Traditional	<b>Danbury Smooth</b>	Extruded	4	9"	4" x 4"	96"	1/8" x 3"	2-1/8/16"	Bottom
	<b>Danbury Select Cedar</b>	Extruded	4	9"	5' x 5'	96"	1/8" x 3"	2-1/8/16"	Bottom
	<b>Rothbury</b>	Extruded	4	9"	4" x 4"	96"	1/8" x 3"	2-1/8/16"	Bottom
	<b>Cape Cod</b>	Extruded	3, 4	10"	4" x 4"	72"	1/8" x 3"	2-1/16"	None
Post & Rail	<b>Post &amp; Rail Smooth</b>	Extruded	3, 4, 5	9"	5' x 5'	96"	N/A	N/A	None
	<b>Post &amp; Rail CertaGrain*</b>	Extruded	3, 4, 5	9"	5' x 5'	96" White 72" Blend Colors	N/A	N/A	None
	<b>Crossbuck</b>	Extruded	4	9"	5' x 5'	96"	N/A	N/A	None

\*Accents will reduce the amount of racking

\*\*Reinforced top rail for ColorLast® colors

Rail	White	Almond	Grey	Natural Clay	Weathered Blend	Timber Blend	Frontier Blend	Arbor Blend	Arctic Blend	Brazilian Blend	Sierra Blend	Brown Granite	Beige Granite	Gray Granite	Black Granite	Dark Brown Granite	Walnut Brown	Red Cedar	Nantucket Gray	Black Oak	Gold Cedar	
												●	●	●	●	●						●
2" x 6" Deca x 7'	●	●			●																	
2" x 6" Channeled x 7'					●							●										●
2" x 6" Deca x 95' (Top/Bottom) 2" x 6" x 95' (Metal)	●	●																				
2" x 6" Channeled x 95' (Top/Bottom) 2" x 6" x 95' (Metal)					●	●		●	●	●	●	●										
2" x 6" Deca x 95'	●	●	●	●																		
2" x 6" Channeled x 95'	●	●			●	●	●	●	●	●	●	●										
1 1/2" x 5 1/2" Deca x 95'	●	●																				
2" x 6" x 95'	●	●			●	●						●	●									
1-3/4" x 1-1/2" x 95-1/2"	●	●			●																	
1-3/4" x 1-1/2" x 95-1/2"	●	●			●	●	●	●	●	●	●	●										
1-1/2" x 1-1/2" x 94"	●																					
2" x 6" x 94-1/2" (Top/Bottom) 1-3/4" x 1-1/2" x 94-1/2" (Metal)	●																					
1-3/4" x 1-1/2" x 95-1/2"	●	●			●																	
1-3/4" x 1-1/2" x 95-1/2"	●	●			●	●	●	●	●	●	●	●										
1-3/4" x 1-1/2" x 95-1/2"	●	●																				
1-3/4" x 1-1/2" x 95-1/2"	●	●																				
1-3/4" x 1-1/2" x 95-1/2"	●	●																				
2" x 6" x 94-1/2" (Bottom) 2" x 3-1/2" x 95" (Top)	●	●																				
1-3/4" x 1-1/2" x 95-1/2"	●	●			●																	
1-3/4" x 1-1/2" x 95-1/2"	●	●			●	●		●	●			●										
1-3/4" x 1-1/2" x 95-1/2"	●	●																				
1-3/4" x 1-1/2" x 71-1/2"	●																					
1-1/2" x 5 1/2" Ribbed or 2" x 6" Ribbed	●	●																				
1-1/2" x 5 1/2" Ribbed (white) or 2" x 6" Ribbed (bleed color)	●				●							●	●	●								
1-1/2" x 5 1/2" Ribbed	●																					


\* 5' and 6' fence height meet pool code

# Colors and Textures Molded

## Allegheny®



## Sherwood



# Colors and Textures Extruded

## Smooth



## Select Cedar



## CertaGrain®



# Make a Smart Investment

## PERFORMANCE FEATURES

## Bufftech

Lifetime limited warranty	✓
Transferable warranty*	✓
5-year labor warranty*	✓
Dark color fade warranty	✓
Made in the USA	✓
Never needs painting or staining	✓
Won't chip, peel, crack or splinter	✓
Won't rot or support mold growth	✓
Impervious to termites/wood-boring insects	✓
Lead free	✓
No harmful chemicals	✓
High-quality raw materials	✓
Concealed fasteners	✓
Rigid design	✓
Wide choice of colors	✓
Innovative textures	✓
Steel reinforced rails	✓
Class A rating for flame spread*	✓
Self-extinguishing	✓
Easy to assemble	✓
Building code compliant	✓
Meets ASTM standards	✓



\*Bufftech extruded only



[facebook.com/CertainTeed](https://facebook.com/CertainTeed)



[youtube.com/certainteedsaintgobain](https://youtube.com/certainteedsaintgobain)



## CertainTeed

CEILINGS • DECKING • FENCE • GYPSUM • INSULATION • RAILING • ROOFING • SIDING • TRIM

20 Moores Road Malvern, PA 19355 Professional: 800-233-8990 Consumer: 800-782-8777 [certainteed.com](https://certainteed.com)

© 2021 CertainTeed, Printed in the USA, Code No. 45-48-7880